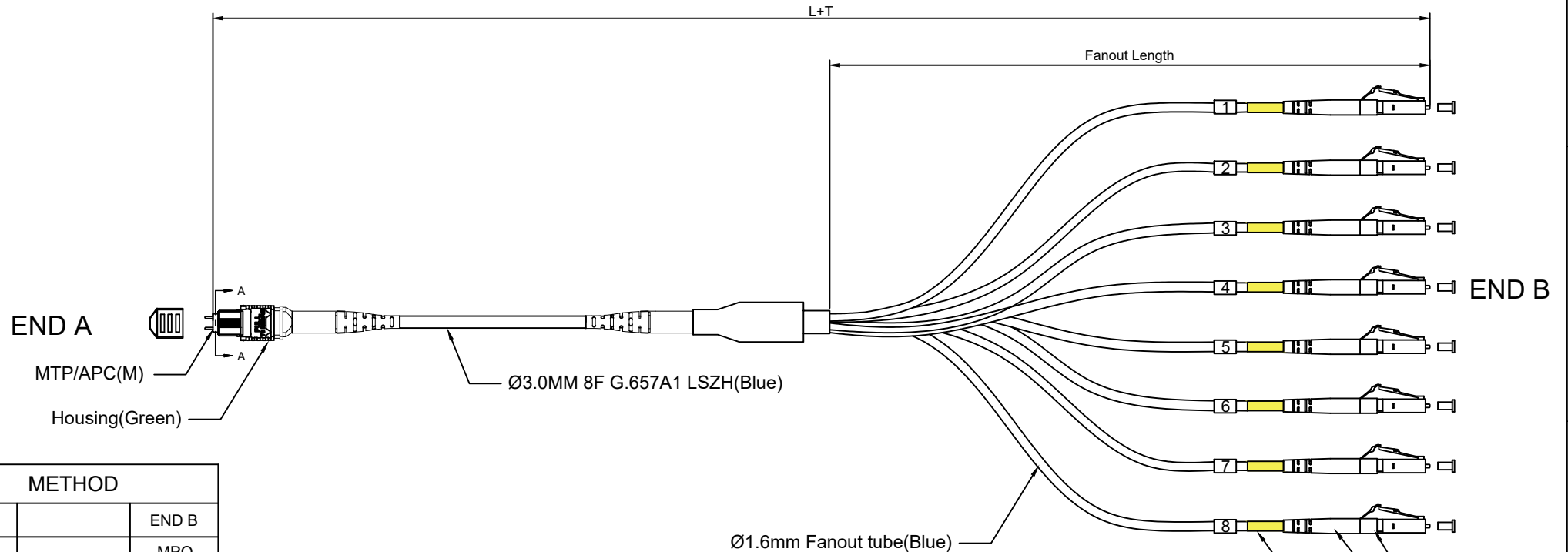
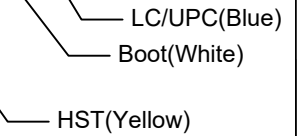
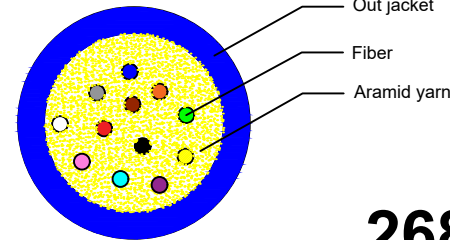
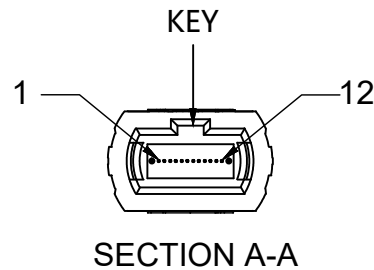


Tolerances unless otherwise specified	
Length	Tolerances
L≤0.5m	-0mm, +50mm
0.5m< L≤5m	-0mm, +100mm
5m<L≤20m	-20mm, +150mm
L> 20m	±1 %

REV	DESCRIPTION	DATE
VO	Initial revision	2023-05-15



METHOD		
END A		END B
MPO Position	Fiber Color	MPO Position
1	N/A	N/A
2	N/A	N/A
3	Green	1
4	Brown	2
5	Slate	3
6	White	4
7	Red	5
8	Black	6
9	Yellow	7
10	Violet	8
11	N/A	N/A
12	N/A	N/A



- Technical Requirements**
1. Fiber:G.657A1
 2. Polishing type: End A:MTP/APC(M) ,End B:8*LC/UPC SX.
 3. Insertion loss:≤0.7dB.
 4. Return Loss: APC≥60dB,UPC≥50dB.
 - 5.100% 3D
 - 6.SENKO CONNECTOR
 - 7.The lenght L is customized.

26886-0304-MTP

TITLE		MTP/APC(M)-8xLC/UPC SX-G.657A1 LSZH Ø1.6mm Fanout(Blue)		
P/N	DRAWN	SHEET	1/1	
	CHECKED	UNIT	mm	
DWG NO.	APPD	SCALE	N/A	